

**MONTHLY TREASURER'S REPORT**  
 BY BRANDY VICK, COUNTY TREASURER,  
 NOVEMBER 2023

	Beginning Balance	Revenues	Disbursements	Transfer In	Transfer Out	Ending Balance	Investments Redeemed	Investments Purchased	Demand Balance	Investment Balance	Total Deposits
Texpool Insurance	\$1,534,112.62	\$6,774.14	\$0.00	\$0.00	\$0.00	\$1,540,886.76	\$0.00	\$0.00	\$0.00	\$1,540,886.76	\$1,540,886.76
TexPool Available	\$441,234.65	\$1,856.49	\$0.00	\$5,131.73	\$37,029.31	\$411,193.56	\$0.00	\$0.00	\$0.00	\$411,193.56	\$411,193.56
TexPool Operating	\$19,205,687.85	\$81,713.09	\$0.00	\$0.00	\$1,000,000.00	\$18,287,400.94	\$0.00	\$0.00	\$0.00	\$18,287,400.94	\$18,287,400.94
TexPool Permanent	\$1,132,495.44	\$4,978.09	\$0.00	\$0.00	\$5,131.73	\$1,132,341.80	\$0.00	\$0.00	\$0.00	\$1,132,341.80	\$1,132,341.80
FNB Operating	\$1,671,727.05	\$2,416,192.77	\$1,023,088.30	\$1,000,000.00	\$891,279.83	\$3,173,551.69	\$0.00	\$0.00	\$3,173,551.69	\$0.00	\$3,173,551.69
FNB Payroll	\$6,810.58	\$7.62	\$594,122.11	\$594,122.11	\$0.00	\$6,818.20	\$0.00	\$0.00	\$6,818.20	\$0.00	\$6,818.20
FNB Insurance	\$224,147.88	\$17,925.15	\$93,901.05	\$297,157.72	\$0.00	\$445,329.70	\$0.00	\$0.00	\$445,329.70	\$0.00	\$445,329.70
FNB Avail	-\$12,444.48	\$2.82	-\$17,620.00	\$37,029.31	\$0.00	\$42,207.65	\$0.00	\$0.00	\$42,207.65	\$0.00	\$42,207.65
FNB Perm	\$6,141.77	\$0.52	\$0.00	\$0.00	\$0.00	\$6,142.29	\$0.00	\$0.00	\$6,142.29	\$0.00	\$6,142.29
FNB IRC/125	\$23,759.10	\$1.95	\$0.00	\$0.00	\$0.00	\$23,761.05	\$0.00	\$0.00	\$23,761.05	\$0.00	\$23,761.05
FNB Holding	\$567,404.14	\$46.64	\$0.00	\$0.00	\$0.00	\$567,450.78	\$0.00	\$0.00	\$567,450.78	\$0.00	\$567,450.78
FNB Water Grants	\$950.00	\$0.00	\$0.00	\$0.00	\$0.00	\$950.00	\$0.00	\$0.00	\$950.00	\$0.00	\$950.00
FNB Unclaimed	\$15,160.97	\$1.29	\$0.00	\$0.00	\$0.00	\$15,162.26	\$0.00	\$0.00	\$15,162.26	\$0.00	\$15,162.26
<b>Totals</b>	<b>\$24,817,187.57</b>	<b>\$2,529,500.57</b>	<b>\$1,693,491.46</b>	<b>\$1,933,440.87</b>	<b>\$1,933,440.87</b>	<b>\$25,653,196.68</b>	<b>\$0.00</b>	<b>\$0.00</b>	<b>\$4,281,373.62</b>	<b>\$21,371,823.06</b>	<b>\$25,653,196.68</b>

TOTAL INDEBTEDNESS

Investment Register on back

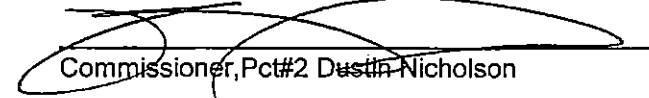
Submitted under the provision of the Local Government Code Section 114.026




County Judge, Todd Tefteller



Commissioner, Pct#1 Gene Dolle



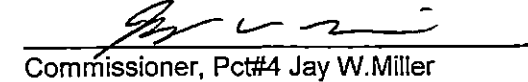
Commissioner, Pct#2 Dustin Nicholson



County Treasurer, Brandy Vick



Commissioner, Pct#3 Michael Ashley



Commissioner, Pct#4 Jay W. Miller

# UPSHUR COUNTY INVESTMENT ACTIVITY

## NOVEMBER 2023

<u>ACCOUNT</u>	<u>AMOUNT</u>	<u>TRANSFERRED OUT</u>	<u>TRANSFERRED IN</u>	<u>EARNED INTEREST</u>
TexPool Operating	\$18,287,400.94			\$81,713.09
TexPool Insurance	\$1,540,886.76			\$6,774.14
TexPool Perm School	\$1,132,341.80	\$5,131.73		\$4,978.09
TexPool Avail School	\$411,193.56		\$5,131.73	\$1,856.49
FNB Avail	\$42,207.65			\$2.82
FNB Perm	\$6,142.29			\$0.52
FNB Holding	\$567,450.78			\$46.64
FNB Insurance	\$445,329.70			\$19.11
FNB Operating	\$3,173,551.69			\$7.62
<b>TOTALS</b>	<b>\$25,606,505.17</b>	<b>\$5,131.73</b>	<b>\$5,131.73</b>	<b>\$95,398.52</b>

# UPSHUR COUNTY INVESTMENT ACTIVITY

## NOVEMBER 2023

<u>ACCOUNT</u>	<u>AMOUNT</u>	<u>TRANSFERRED OUT</u>	<u>TRANSFERRED IN</u>	<u>EARNED INTEREST</u>
TexPool Operating	\$18,287,400.94			\$81,713.09
TexPool Insurance	\$1,540,886.76			\$6,774.14
TexPool Perm School	\$1,132,341.80	\$5,131.73		\$4,978.09
TexPool Avail School	\$411,193.56		\$5,131.73	\$1,856.49
FNB Avail	\$42,207.65			\$2.82
FNB Perm	\$6,142.29			\$0.52
FNB Holding	\$567,450.78			\$46.64
FNB Insurance	\$445,329.70			\$19.11
FNB Operating	\$3,173,551.69			\$7.62
<b>TOTALS</b>	<b>\$25,606,505.17</b>	<b>\$5,131.73</b>	<b>\$5,131.73</b>	<b>\$95,398.52</b>